



Parental Access to VSware

St. Columba's College will use a platform called VSware as another method of communicating with parents.


When using this platform parents can monitor their son's/daughters timetable, attendance and term assessments. You will have recently received a text that will contains your login details to gain access to their private profile. Please keep these details safe.

To Login

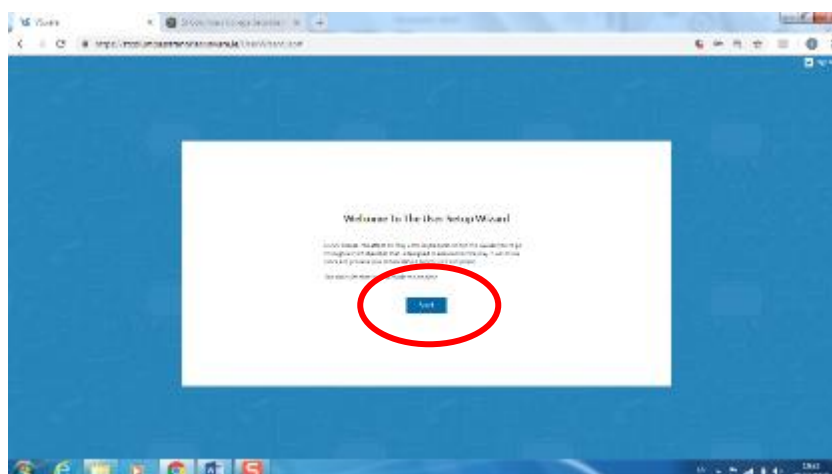
Type in the following link <https://stcolumbasstranorlar.vsware.ie/Login.jsp> to your web browser or click on the VSware icon on our website at www.stcolumbascollege.ie

Enter your username and password as received in the text from the college.

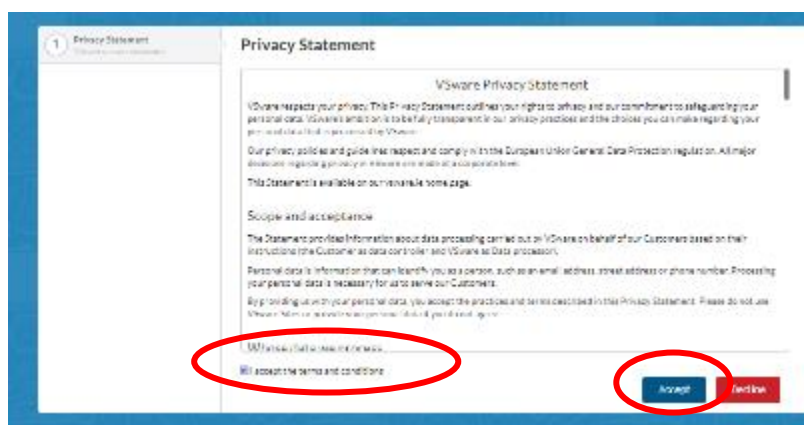
Please note these usernames and passwords are case sensitive.



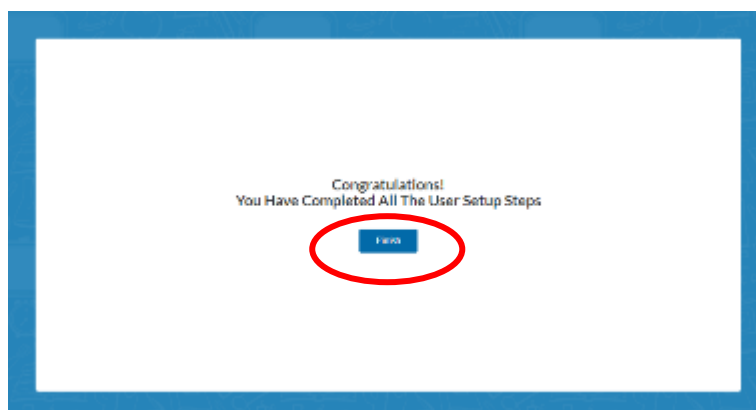
When you log in for the first time you will get the screen below. Click on 'Start'



Check the 'I accept the terms and condition' box and 'Accept'

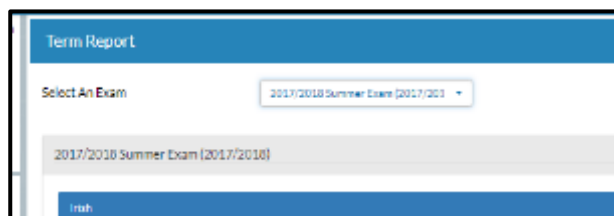
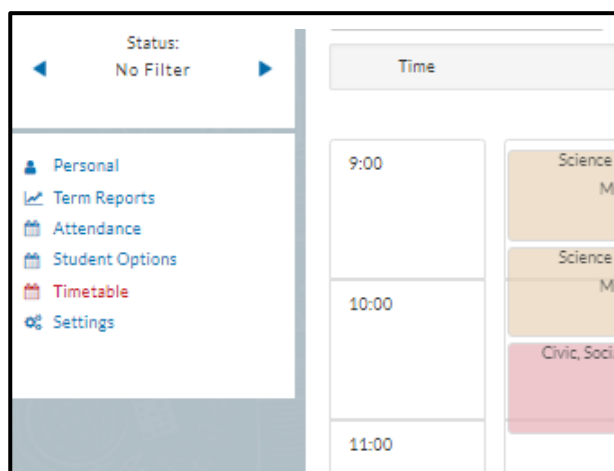
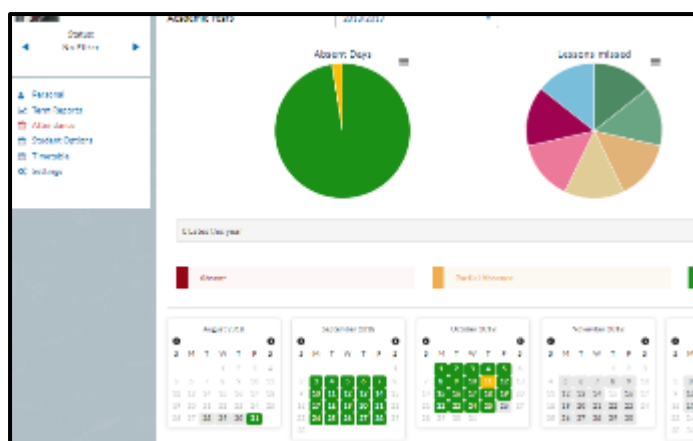


Click on 'Finish'.

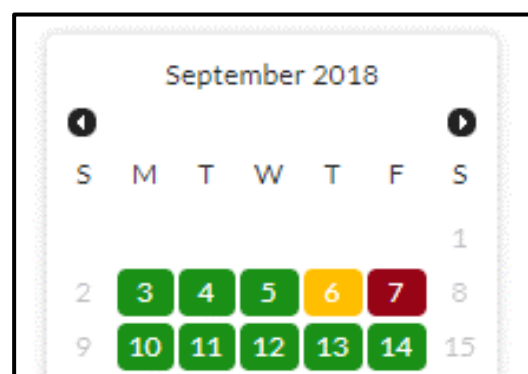


On the left hand side of the screen can see the various options

- Student Personal Details
- Term Report
- Attendance
- Timetable



In the 'Attendance' tab parents can track the attendance of their son/daughter at all lesson each day. If you click on each day you can see the classes that they have attended. At a glance, 'green' indicates that the student was present for the whole day. 'Amber' indicates that the students was recorded absent for a number of classes or did not swipe in. 'Red' indicates that the student was recorded absent for the full day.



If you have more than one child in the college you can switch between each student by clicking on the left or right arrows on the left hand side of the screen.

